








LIFE
INTERMEDIATE
STUDENT'S BOOK
ENZES

TOM HUTCHINSON

OXFORD UNIVERSITY PRESS
1997

Unit	Grammar	Vocabulary	Reading
Starting out p6	Introductions; revision p6		
1 Modern life p8	Richard's bad day Talking about the present: present simple, continuous, and perfect tenses; stative verbs p8	Using a dictionary p10	Modern manners Vocabulary file: Idiomatic expressions p10
2 Fortune p16	Mr All or Nothing Talking about the past: past simple, continuous, and perfect tenses; present perfect tense p16	Dealing with new words p18	I survived! Vocabulary file: Synonyms p18
3 Your future p24	Dialogues Talking about the future: <i>will, going to</i> and present continuous with future meaning p24	The weather p28	2050 Language focus: Expressing probability Vocabulary file: Word association p26
4 Relationships p32	Values Relative clauses p32	Communicating p34	Successful small talk Language focus: Reduced relative clause p34
5 The law p40	Evidence The passive p40	Crime and the law p42	Sentenced to two years of fun Language focus: Modal verbs and the passive p42
6 Travel p48	Discussing a holiday Conditionals; time clauses p48	Phrasal verbs (1) p50	Culture clash Vocabulary file: Synonyms p50
7 Entertainment p56	Are you a telly addict? The present perfect simple and continuous p56	Entertainment p58	I'm so lucky! p58

Listening and speaking	Pronunciation	Extension	Writing (Workbook)
			Filling in a form WB p5
Talking about your life Language focus: Present tenses Conversation pieces: Commenting p2	The International Phonetic Alphabet (IPA) /s/, /z/, /ɪz/ endings p13	Reading and listening: What job is best for you? Vocabulary file: Personality adjectives Language focus: Adverbs of frequency p14	Personal letters WB p10
 catching up on news Conversation pieces: Responding to news Language focus: <i>used to</i> p0	The IPA: Vowels /ə/ in words p22	Reading and listening: Second Chance Vocabulary file: Phrasal verbs and idioms p22	Linking words (1): WB p15
 Making plans Conversation pieces: Talking about the weather; making suggestions p8	The IPA: Consonants /ə/ in sentences p30	Reading and listening: A year out Language focus: <i>would</i> p30	Linking words (2): <i>but,</i> <i>however, although</i> WB p21
 Conversations Language focus: Question tags p6	Vowel sound pairs Question tag intonation p37	Reading and listening: Season's greetings p38	Paragraph organization WB p26
 Reporting an incident Language focus: Questions in the passive p4	/s:/ Word linking (1) p45	Reading and listening: Who killed Harry Squires? p46	Linking words (3): Sequence linkers WB p31
 Checking in Conversation pieces: Check-in problems p2	Diphthongs Questions with choices p53	Reading and listening: A day out Vocabulary file: Working out meanings p54	Linking words (4) WB p37
 Expressing your views Conversation pieces: Expressing opinions p0	Syllables Word linking (2) p61	Reading and listening: Rock and roll will never die (and song) p62	A review WB p42

Unit	Grammar	Vocabulary	Reading
 <p>Time out p64</p>	<p>Pub quizzes Question forms; indirect questions p64</p>	<p>Compound nouns; sport p66</p>	<p>Fit for life or fit to dro Vocabulary file: Fitness p66</p>
 <p>All in the mind? p72</p>	<p>The shawl <i>-ing</i> forms p72</p>	<p>Strong adjectives p74</p>	<p>Coincidence: Is it more than just chance? Vocabulary file: Phrasal verbs; synonyms p74</p>
 <p>Your health p80</p>	<p>Last gasp for smokers Modal verbs p80</p>	<p>Medical terms p82</p>	<p>What's good for you? Vocabulary file: Synony Language focus: Express possibility and probability p82</p>
 <p>Priorities p88</p>	<p>Crossing the border Causative <i>have</i>; <i>make/let/get</i> p88</p>	<p>Noun formation p90</p>	<p>Di-Di's story Vocabulary file: Synony p90</p>
 <p>News p96</p>	<p>Gossip Reported speech p96</p>	<p>Phrasal verbs (2) p98</p>	<p>The soldier's tale Language focus: Indirect commands and requests p98</p>
 <p>Regrets p104</p>	<p>No regrets Third conditional; <i>should/shouldn't have</i> p104</p>	<p>Colloquial expressions p108</p>	<p>The frogs p106</p>
 <p>Success p112</p>	<p>To follow a dream Revision p112</p>	<p>Expressions with prepositions p114</p>	<p>What is success? Vocabulary file: Guessin from context p114</p>
	<p>Grammar Reference p120</p>	<p>Tapescripts p134</p>	<p>Irregular verb list/IPA che (inside back cover)</p>


Listening and speaking	Pronunciation	Extension	Writing (Workbook)
Making polite requests Conversation pieces: Polite requests for information p8	/ʃ/, /tʃ/, /dʒ/ Polite intonation p69	Reading and listening: Ironman Vocabulary file: Synonyms Language focus: Adjectival expressions with numbers p70	Formal letters WB p47
Agreeing and disagreeing Conversation pieces: Agreeing and disagreeing p6	-o- Reduced words p77	Reading and listening: Memory p78	A ghost story WB p53
At the doctor's Conversation pieces: Polite enquiries Language focus: <i>must, isn't, have to, needn't</i> p4	-i- Strong and weak forms p85	Reading and listening: Sentenced to death Vocabulary file: Collocations p86	A letter of apology WB p58
Dealing with problems Conversation pieces: Polite expressions Language focus: <i>ed + -ing</i> p2	-ea- Corrective stress p93	Reading and listening: Joe's problem p94	Punctuation WB p63
Where is the news ... p00	Silent letters Word linking (3) p101	Reading and listening: Monsters p102	Reference WB p69
Where he had a nice time, it ... Conversation pieces: Talking about a holiday p08	-r- Expressing interest p109	Reading and listening: Is honesty always the best policy? p110	A letter of complaint WB p74
Responding p16	Revision: Rhymes Stress and intonation p117	Reading and listening: How happy are you? Vocabulary file: Synonyms p118	Your personal preface WB p79

Starting out

Grammar

Introductions; revision

1 Look at the photograph. Who do you think the people are?


2  *0.1* Listen and answer the questions.

- 1 What are the people going to do?
- 2 How long will it take?
- 3 Which of the people do you hear?
- 4 Who's Bessie?

3 You heard some of the people introduce themselves.

a Complete the table.

	Name	Nationality	Occupation
1	Marie Gregg	British	Expedition guide
2			
3			
4			
5			

b  *0.1* Listen again and check your answers.

- c What other information does each person give?
- d How would you introduce yourself to the group?

4 Here are some questions for finding out more information about someone.

a Complete the questions. Can you add any more?

Have you ever ... ?

Do you ... ?

How long ... ?

Who ... ?

Did you ... ?

Where ... ?

What kind of ... ?

How many ... ?

Have you got ... ?

Can you ... ?

Why ... ?

What are your ... ?

Would you ... ?

b Work with a partner. Ask and answer the questions.

c Tell your group or the class something you have found out about your partner.



5 Bill is applying to join the expedition.

a Complete his letter to Marie with these words.

repairing while introduce at of join for
 forward never sincerely sounds well from
 people driving hope exams trip old ago
 speak studying don't the (x2) months several

5 Sandy Lane
 London
 SW12 4YJ
 17 May

Marie Gregg
 Thrillseekers Tours
 67 Bromley Way
 Oxford
 OX3 6TY

Dear Marie

First let me _____ myself. My name's Bill Reynolds and I'm _____ London. I'm 21 years _____ and at the moment I'm still _____ university. I'm _____ Modern Languages. I'm taking my final _____ next month. After that I'll have a few _____ free, so I'm going to look _____ a job to earn a bit of money.

I saw your advertisement in a magazine _____ I was waiting for a dental appointment. The expedition _____ very exciting and I'd really like to _____ the group. I love travelling and I've been to _____ countries in Europe and to _____ United States, too, but I've _____ been to Africa before.

If I was accepted to go on the _____ I'm sure I would be a useful member _____ the group. I can _____ three languages - English, French, and Spanish - and I like meeting other _____. I can cook quite _____ and I can play _____ guitar, too. I passed my _____ test a couple of years _____, but I'm afraid I _____ know very much about cars, so I wouldn't be much help with _____ the car if it broke down.

I _____ you will consider me for a place on the tour and I look _____ to hearing from you.

Yours _____

Bill Reynolds

b Can you find examples of these grammar points in Bill's letter?

- the present simple tense
- the present continuous tense
- the past simple tense
- the past continuous tense
- the present perfect tense
- the past perfect tense
- two negative forms
- three ways of expressing the future
- a passive
- a second conditional sentence

c One of the items in b isn't in the letter. Which one?

6 Write your own letter to apply for the expedition. Your letter should include

- some facts about you.
- your reasons for wanting to go on the expedition.
- your skills and abilities.

7 Think about your English learning.

Answer these questions.

- 1 How long have you been studying English?
- 2 Why are you taking this course?
- 3 What things help you to learn best? Look through the book and find examples of things that you think will be useful for you.
- 4 What aspects of learning don't you like? Why not?
- 5 Which of these things do you have? When do you use them and what for?
 - an English-English dictionary
 - an English-mother-tongue dictionary
 - a grammar reference book
 - a vocabulary notebook
 - a workbook
 - a cassette recorder

8 Look through Lifelines.

a What sections does each unit contain?

b Where will you find

- the contents?
- the Grammar Reference?
- the IPA chart?
- the tapescripts?

Good luck with your new English course!